


Pre/Post Activities

Use these activities to accompany the author's reading on RallytoRead.org.



Raashi's Rakhis: A New Celebration of Raksha Bandhan

Author: Sheetal Sheth

Illustrator: Lucía Soto

Grades: PK–3

Pre-Reading Activity

Tell students that they are going to listen to a story about a celebration called Raksha Bandhan. Explain that during this cultural festival, families come together to eat food, dance, and celebrate. Ask students if they have a favorite celebration that they look forward to each year. As a class, create a list of student responses on chart paper. Talk about the value of learning about different cultural celebrations.

Post-Reading Activity

In this story, Raashi wants to change one of the traditions of Raksha Bandhan to make everyone feel more included. As a class, brainstorm a list of what elements create a celebration (a purpose, food, clothing, storytelling, etc.). In partners or groups, have students create their own holiday. Tell them to consider:

- A name and date for the holiday
- Food eaten during the celebration
- Traditions that take place around and during the celebration
- The reason for celebrating this holiday

Display these celebrations around the room for students to see!

A NEW CELEBRATION OF RAKSHA BANDHAN

Raashi's Rakhis

Activities



Dear Reader,

Raksha Bandhan is Raashi's favorite festival. She loves giving out rakhis but doesn't like that rakhis are traditionally only given to boys!



Photo: David Goddard

From Sheetal Sheth—actress, activist, and author of the Anjali series—comes another empowering story of a young girl and her family discovering the joy of finding a new and inclusive way to celebrate Raksha Bandhan together.


Raashi's story and these fun activities will inspire you and your loved ones to ask questions, embrace change, and start your own traditions.

Get Your Copy Today!

Your friends,




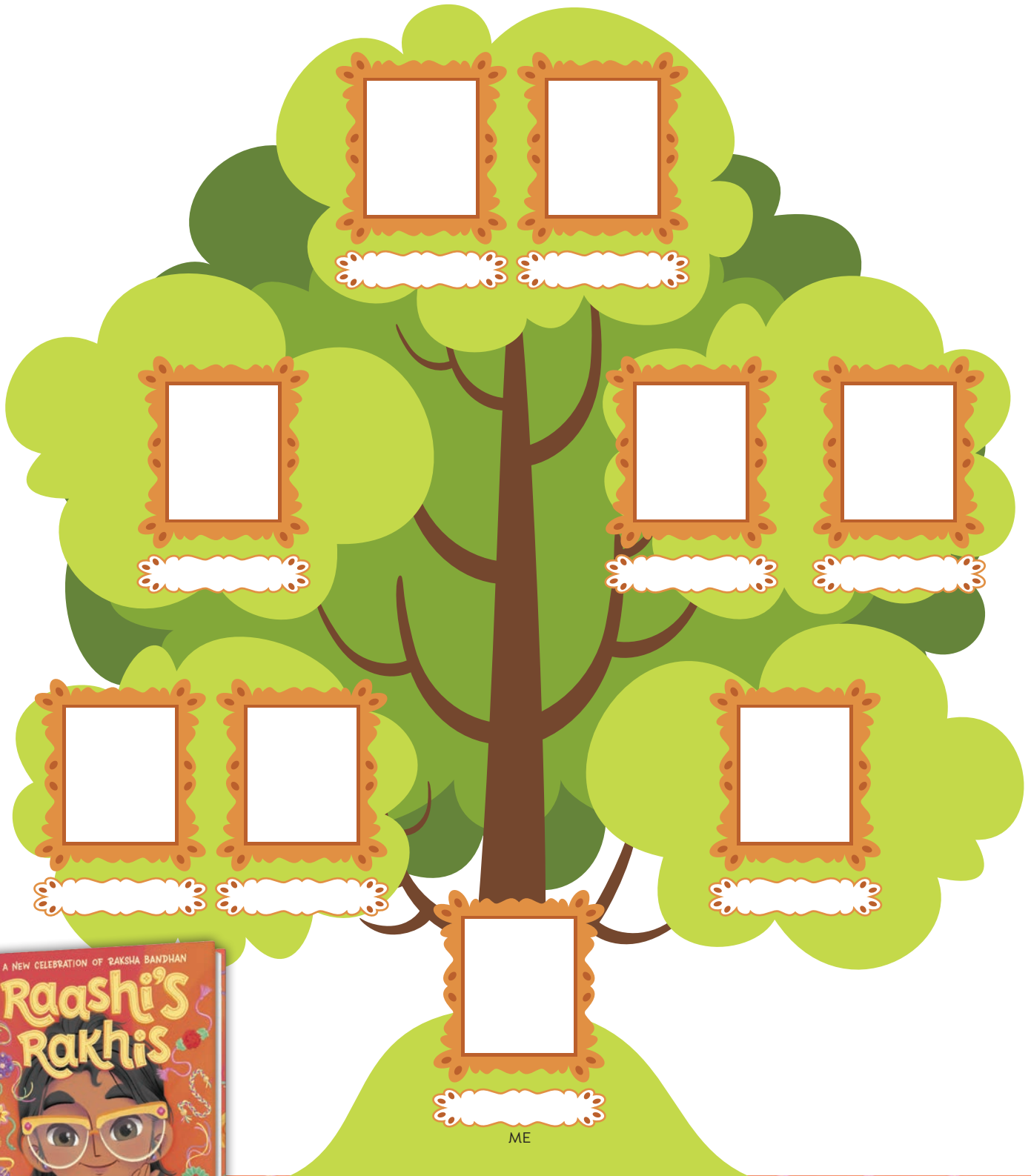
RHCBooks.com



Art © 2024 by Lucia Soto

My Family Tree

Raksha Bandhan is a festival all about celebrating and honoring families—the ones you're born into and the ones you choose! Who's in your family? In the boxes below, draw your family, given and chosen and write their names to create your family tree. Include anyone you love!




Get Your Copy Today!

RHCBooks.com




Rakhis for Everyone!

Rakhis are special bracelets meant to provide you with protection and strength. They are usually given from sisters to their brothers during Raksha Bandhan, but Raashi starts a new tradition where everyone gets rakhis! Make your own paper rakhis and give them to someone you care about.




You will need:

- Something to color with
- Scissors
- Glue or tape to fasten the rakhi together




When working with scissors, please have adult supervision.



- Step 1:** Color in the rakhis.
- Step 2:** Cut them out.
- Step 3:** Give them to someone you care about.
- Step 4:** Fasten the ends together with glue or tape.

Art © 2024 by Lucia Soto. Art used under license from Shutterstock, Inc.



Get Your Copy Today!

RHCBooks.com



More from
**SHEETAL
SHETH**

Author of the
Anjali series



Join your newest friend
Anjali on her latest
adventure!