



Activity Packet

A collection of resources aligned to the theme of Nature



The Greek philosopher Heraclitus famously said, “the only constant in life is change.” From tides rising and falling, sunny days darkening into night, and green leaves turning to crisp oranges, reds, and browns, the natural world is full of changes. Discover life’s changes by focusing on various stories and information about the natural world.

This packet includes activities for...

- Nature classroom activity
- Nature home activity
- Nature recommended booklist

We recommend you print and copy the home activity and recommended book list pages to send home to extend Rally to Read 100 and encourage continuous learning!

For more reading fun, visit RallytoRead.org.

Fall Haiku

- This activity introduces students to Haiku poetry and builds their understanding of syllables and sensory details.
- This activity is designed to be completed independently.

Materials: writing utensils and paper

Steps

1. Say to your students, "A Haiku is a traditional form of Japanese poetry. Haiku poems consist of 3 lines. The first and last lines of a Haiku have 5 syllables and the middle line has 7 syllables. The lines do not have to rhyme. Since Haikus are short, they are often about one simple thing such as a part of nature. Today we are going to write fall themed Haikus."
2. As a class, practice breaking words up by syllables using some fall vocabulary terms such as fall, leaves, pumpkin, acorns, etc. (Note: you can determine how many syllables a word has ahead of time by counting the number of vowel sounds. For example, the word "leaves" only has one long e vowel sound, so it is one syllable).
3. Using the template, have your students practice writing their own fall Haiku poems.



Fall Haiku

Name: _____ Date: _____

Title

Line 1 (5 Syllables)

Line 2 (7 Syllables)

Line 3 (5 Syllables)



Theme: Nature | Home Activity

Our class is learning about nature with literacy resources from Reading Is Fundamental. Complete this activity with your child to help deepen their understanding of nature.

Observation Outing

This activity can be as short or long as you like and can be done in any season.

Steps

1. Get ready for a nature walk. Wherever you live and wherever you decide to walk, you will find nature all around. If you like, you can tailor the nature walk to a particular book that your child has read by looking for items similar to those found in the book. If you want to make it more general, just focus on all the nature around you every day.
2. Use the Observation Chart to record notes about the nature you find on your outing. Assist your child with both noticing nature and recording observations, as appropriate.
3. Bring your chart home and discuss the nature all around you.
4. Identify one or two things on your chart that your child would like to explore more and find a book (at home or from the library, possibly using RIF's recommended Nature book list) that will help your child learn more.
5. Continue to read books about nature and help your child make connections and satisfy their curiosity as they learn new things.

Observation Chart

- Take a nature walk and write down what you see and observe.
- You can focus on something specific (e.g., trees) or keep it general.


What I See	What I Observe About the Object
------------	---------------------------------

Ivy growing on a brick wall	The ivy vine is about as tall as me. The color of the ivy is a very dark green. Ivy leaves have five points.

I would like to learn more about: _____

Reading
Is Fundamental
until every child reads

Reading Is Fundamental has curated a list of books to help children further explore the theme of nature. Use this recommended book list to help your students/children continue their discovery about this topic in school and at home. For additional activities for the books listed, please visit [RIF.org/Literacy-Central/Collections/Rally-Read-Nature-Collection](https://www.rif.org/Literacy-Central/Collections/Rally-Read-Nature-Collection). **View read-alouds of titles in blue on [RallytoRead.org](https://www.rallytoread.org) this month.**



Fatima's Great Outdoors
Author: Ambreen Tariq
Illustrator: Stevie Lewis
Grades: PK-3




Little Critter: The Fall Festival
Author & Illustrator: Mercer Mayer
Grades: K-2



Let It Fall
Author & Illustrator: Maryann Cocca-Leffler
Grades: K-1



Get Outdoors: A Mindfulness Guide to Noticing Nature
Author: Paul Christelis
Illustrator: Elisa Paganelli
Grades: K-4




We Are Grateful
Author: Traci Sorell
Illustrator: Frané Lessac
Grades: K-3




The Camping Trip
Author & Illustrator: Jennifer K. Mann
Grades: PK-2



Rookie Read-About® Science-Weather and Seasons: How Do You Know It's Fall?
Author: Lisa M. Herrington
Grades: 1-2



Quarto Ranger Hamza's Eco Quest
Author: Ranger Hamza
Illustrator: Kate Kronreif
Grades: PK-2



There Was an Old Lady Who Swallowed Some Leaves!
Author: Lucille Colandro
Illustrator: Jared Lee
Grades: K-1



The Sky is Falling!
Author & Illustrator: Mark Teague
Grades: PK-2

BARNES & NOBLE

Storytime Pick

While You're Asleep
Author & Illustrator: Emmy Kastner
Grades: PK-2

Discussion questions for any recommend book listed above:

1. How did nature play a role in this story/text?
2. Was all the nature in this story/text beautiful?
3. How did the characters interact with nature in this story/text?
4. How would the story be different if the natural setting was different?
5. What did this book make you more curious about?